

610
Internet Draft
Intended status: Standards Track
Expires: September 19, 2018

C. Pu
Y. Wang
H. Wang
Y. Yang
P. Wang
Chongqing University of
Posts and Telecommunications
March 18, 2018

Multipath Transmission for 6LoWPAN Networks
draft-pu-610-multipath-transmission-02

Abstract

This document provides a multipath transmission method for 6LoWPAN Networks, which can effectively offer the transmission redundancy of packets. It is applicable for high-reliability networks, especially for IPv6-based wireless industrial scenarios.

Status of this Memo

This Internet-Draft is submitted in full conformance with the provisions of BCP 78 and BCP 79.

Internet-Drafts are working documents of the Internet Engineering Task Force (IETF), its areas, and its working groups. Note that other groups may also distribute working documents as Internet-Drafts.

Internet-Drafts are draft documents valid for a maximum of six months and may be updated, replaced, or obsoleted by other documents at any time. It is inappropriate to use Internet-Drafts as reference material or to cite them other than as "work in progress."

The list of current Internet-Drafts can be accessed at <http://www.ietf.org/ietf/lid-abstracts.txt>

The list of Internet-Draft Shadow Directories can be accessed at <http://www.ietf.org/shadow.html>

This Internet-Draft will expire on September 19, 2018.

Copyright Notice

Copyright (c) 2018 IETF Trust and the persons identified as the document authors. All rights reserved.

This document is subject to BCP 78 and the IETF Trust's Legal Provisions Relating to IETF Documents (<http://trustee.ietf.org/license-info>) in effect on the date of publication of this document. Please review these documents carefully, as they describe your rights and restrictions with respect to this document. Code Components extracted from this document must include Simplified BSD License text as described in Section 4.e of the Trust Legal Provisions and are provided without warranty as described in the Simplified BSD License.

Table of Contents

1. Introduction.....	2
2. 6LoWPAN Multipath Header Format.....	3
3. Architecture.....	3
4. Number of Paths Destination.....	4
5. Multipath Distribution.....	5
6. Packet Replication and Elimination.....	7
7. Security Considerations.....	8
8. IANA Considerations.....	8
9. References.....	8
9.1. Normative References.....	8
9.2. Informative References.....	9
Authors' Addresses.....	10

1. Introduction

6LoWPAN has high popularity and applicability, and has more address space that can realize the deployment of large-scale and high-density wireless personal area network devices. However, packets are prone to be lost during transmission due to the low processing power, limited energy and poor communication environment in 6LoWPAN, which results in transmission failure. In order to increase the communication reliability and improve the transmission performance, it is of great significance to introduce multipath packet transmission technology in 6LoWPAN. It is well known that RPL as a routing protocol standardized by IETF, is an efficient distance vector protocol for wireless sensor networks, which has designed a series of new mechanisms [RFC6550], and is widely used in 6LoWPAN. Aiming at the explicit requirement of multi-path packet transmission for 6LoWPAN, this document proposes an RPL-based multipath

transmission method, which improves the success rate of packets transmission in uplink networks and further enhances the transmission reliability.

2. 6LoWPAN Multipath Header Format

6LoWPAN multipath header designed at the adaptation layer contains the multipath header type field, the sequence number field of the multipath package (SequenceNumber) and the path number field (PathCount) [RFC4944], as depicted in Figure 1.

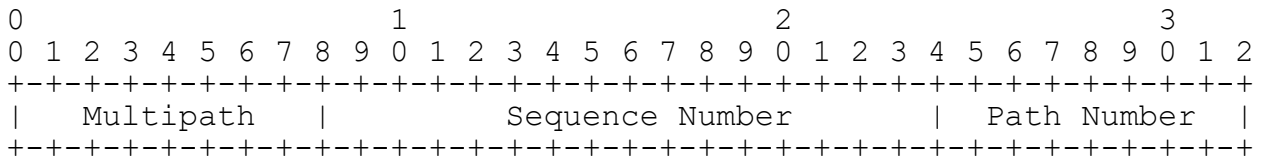


Figure 1: 6LoWPAN Multipath Header Format

Field definitions are as follows.

Multipath: Different types of headers at the adaptation layer must have a length of 8-bit header type field. The multipath field is the header type field of 6LoWPAN Multipath Header that uses the Dispatch Value Bit Pattern of 11101000.

Sequence Number: This field contains the unique sequence number SequenceNumber of packets, and its length is 16 bits.

Path Number: This field includes the number of paths PathCount that needs to be filled in the packet, and its length is 8 bit.

3. Architecture

The following figure 2 shows the architecture of the 6LoWPAN protocol stack. In this architecture, the IP layer uses RPL to realize the multipath transmission. Moreover, at the adaptation layer, the multipath transmission entity is achieved by designing a multipath header. The encapsulation of multipath packets and the transmission of multipath packets can be implemented by using above methods.

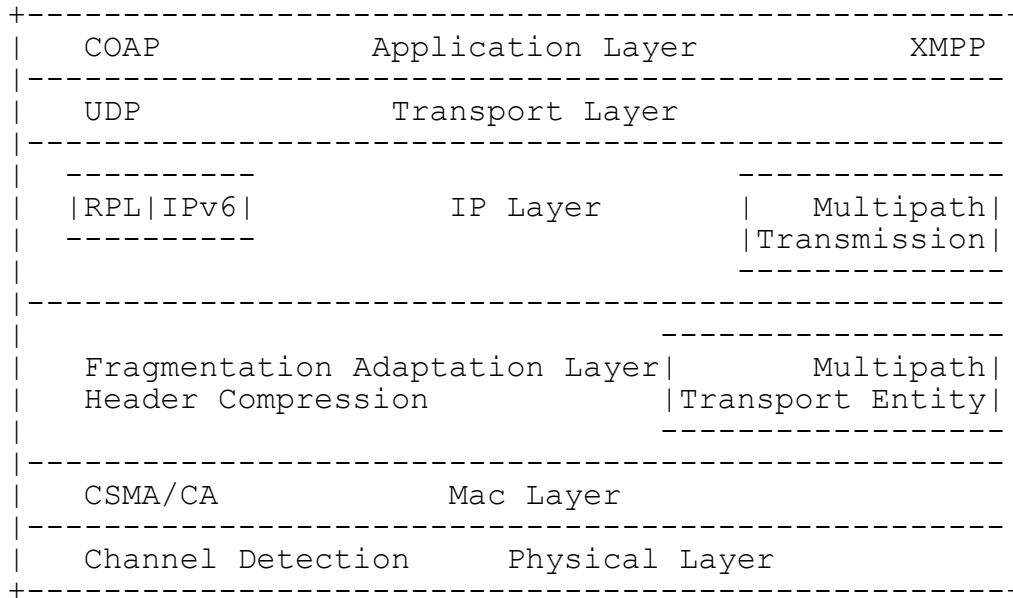


Figure 2: 6LoWPAN Protocol Stack Architecture

Before the source node sends a message, it is necessary to determine the number of paths P according to reliability requirements. Then we need to assign one or more paths for each parent node at the IP layer through the rank value. The rank value is calculated according to the residual energy value and the hop value to the sink node from the source node [RFC6551], [RFC6552]. The number of paths is encapsulated into the multipath header of the message at the adaptation layer before sending the message to the parent node. In addition, each intermediate routing node forwards the message according to the above method until it reaches the sink node.

4. Number of Paths Destination

Before the source node sends packets, it is needed to first determine the number of transmission paths. It can effectively improve the end-to-end transmission success rate and further improve the transmission reliability of the network by determining the number of suitable paths.

ETX refers to the number of expected transmissions of a link and is an important criterion for evaluating the quality of links in the network. This paper uses ETX to confirm the number of paths and balance the link quality of each path. At the same time, it selects

the path with better quality and thereby improves the transmission success rate of the network.

Assume that there are n paths in the network, each path has a, b, c, d, \dots links, then the total ETX value of path a can be calculated by following formula:

$$E_1 = L_1 + L_2 + \dots + L_a.$$

Similarly, the total ETX values of the path b , path c , and path d are

$$E_2 = L_1 + L_2 + \dots + L_b, E_3 = L_1 + L_2 + \dots + L_c, E_4 = L_1 + L_2 + \dots + L_d, \text{ and so on.}$$

Among them, l_i represents the ETX of the link i in each path, so the transmission success rate of the path a is

$$p_1 = 1 / E_1.$$

Similarly, the transmission success rate of the path b , path c , and path d are

$$p_2 = 1 / E_2, p_3 = 1 / E_3, p_4 = 1 / E_4, \text{ and so on.}$$

Then, the transmission success rate of the entire network is the sum of the transmission success rates of all the paths, that is

$$p = p_1 + p_2 + p_3 + \dots + p_i + \dots + p_n.$$

Where p represents the success rate of the entire network, and p_i represents the transmission success rate of path i . Sort p_1 to p_n from largest to smallest, followed by $p_{11}, p_{12}, p_{13}, \dots, p_{1i}, \dots, p_{1n}$. In order to ensure the success rate of one transmission, calculating the following formula:

$$p = p_{11} + p_{12} + p_{13} + \dots + p_{1i} \geq 1.$$

When the above formula is established, then i is the number of required path.

5. Multipath Distribution

If the required number of paths P is greater than the total number of parent nodes N in the collection of RPL parent nodes, multiple

paths are assigned to each parent node according to the size relation among the rank values of all parent nodes. The following formula is used.

$$P_m = \text{round} (P/R_m/R) \quad \text{where} \quad R = 1/R_1 + 1/R_2 + \dots + 1/R_n$$

Here, round() presents the rounding function, rounding for the calculation result of (P/R_m/R). P is the total number of paths. P_m shows the number of paths allocated for parent node m. R_m represents the Rank value corresponding to the parent node m (m=1,2,...,n). The above situation is shown as Figure 3.

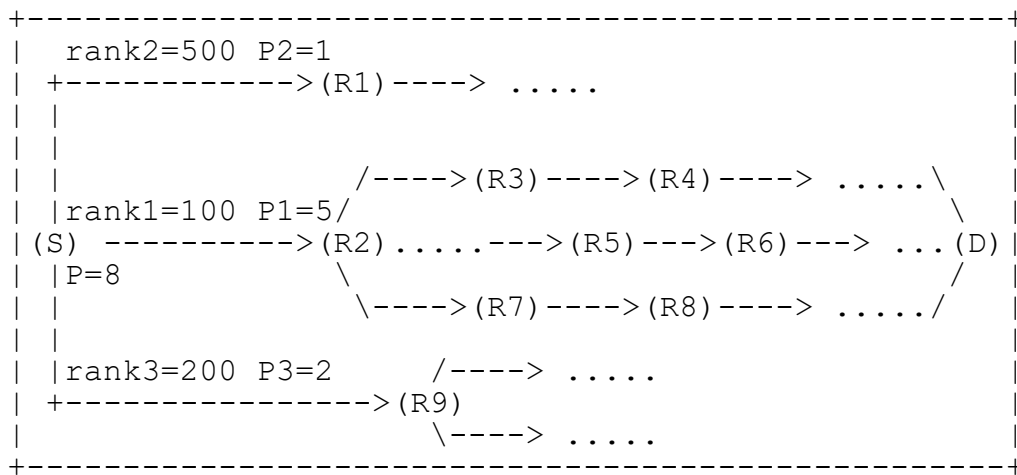


Figure 3: The Transmission Process of P>N

If the number of paths P is less than or equal to the total number of parent nodes, P rank values are selected according to the rise order of rank values, and one path is assigned to the parent node corresponding to each rank value, as shown in Figure 4.

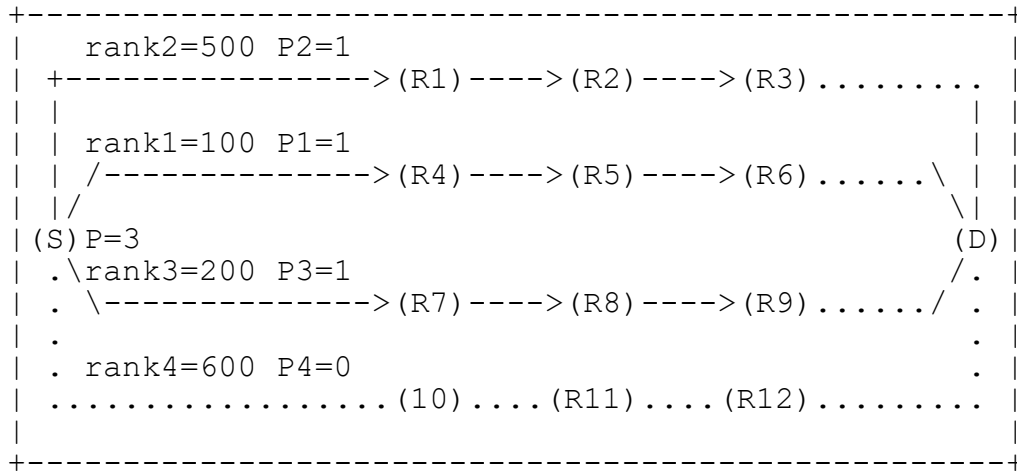


Figure 4: The Transmission Process of $P \leq N$

6. Packet Replication and Elimination

The process of packet multipath transmission also includes packet replication and elimination. A detailed description is given as following five steps.

1) When the multipath transport entity of the adaptation layer receives the packet from the upper layer of the protocol stack, it first confirms the total number of paths P of the transmission packet according to the reliability requirements of the packet. When P is less than or equal to 1, it indicates that the packet does not need to use multipath transmission, then the packet can be forwarded directly.

2) When the total number of paths P is larger than 1, the number of the replicated packets PathCount that needs to be forwarded by each parent node in the collection of RPL parent nodes is allocated using the multipath packet allocation method [I-D.ietf-detnet-architecture], [I-D.ietf-detnet-problem-statement].

3) For the parent node that PathCount is greater than or equal to 1, the multipath transport entity replicates the packet and adds the multipath header at the adaptation layer, and then sends the packet to the parent node. In this case, the packet sequence number SequenceNumber of the multipath header in all replicated packets must be concurrent and it can be accumulated when the next new packet is sent. The path number field is filled with the corresponding number of copies PathCount. For the parent node whose

number of copies PathCount is less than 1, the source node does not send the packet.

4) After the intermediate routing node receives the packet including the multipath header, it judges whether the number of paths PathCount in the multipath header is equal to 1. If PathCount is equal to 1, the intermediate node sends the packet directly with the value of each field in the multipath header constant. If PathCount is greater than 1, the node has to replicate PathCount copies of the packet and distributes them to multiple paths. Repeating step 2 and 3, and in step 2, P is equal to PathCount. In step 3, the new multipath header is not added, the SequenceNumber of the packet is unchanged, and the path number field is filled with the new corresponding number of copies.

5) When a destination node receives a packet containing the multipath header, it can distinguish whether the packet has been received according to the source address and the packet sequence number in the multipath header. If the destination node has not received the packet before, the node forwards the packet to its upper layer protocol directly. Otherwise, the node discards the packet [I-D.ietf-detnet-architecture], [I-D.ietf-detnet-problem-statement].

7. Security Considerations

This document does not add any new security considerations beyond what the referenced technologies already have.

8. IANA Considerations

This document creates an IANA registry for 6LoWPAN Multipath Header Type, and assigns the following dispatch type values:

11101000: for 6LoWPAN Multipath Header Type.

9. References

9.1. Normative References

- [RFC6550] Winter, T., Ed., Thubert, P., Ed., Brandt, A., Hui, J., Kelsey, R., Levis, P., Pister, K., Struik, R., Vasseur, JP., and R. Alexander, "RPL: IPv6 Routing Protocol for Low-Power and Lossy Networks", RFC 6550, March 2012, <<http://www.rfc-editor.org/info/rfc6550>>.

- [RFC4944] Montenegro, G., Kushalnagar, N., Hui, J., and D. Culler, "Transmission of IPv6 Packets over IEEE 802.15.4 Networks", RFC 4944, September 2007, <<http://www.rfc-editor.org/info/rfc4944>>.
- [RFC6551] Vasseur, JP., Ed., Kim, M., Ed., Pister, K., Dejean, N., and D. Barthel, "Routing Metrics Used for Path Calculation in Low-Power and Lossy Networks", RFC 6551, March 2012, <<http://www.rfc-editor.org/info/rfc6551>>.
- [RFC6552] Thubert, P., Ed., "Objective Function Zero for the Routing Protocol for Low-Power and Lossy Networks (RPL)", RFC 6552, March 2012, <<http://www.rfc-editor.org/info/rfc6552>>.

9.2. Informative References

- [I-D.ietf-detnet-architecture]
Finn, N. and P. Thubert, "Deterministic Networking Architecture", draft-ietf-detnet-architecture-04 (work in progress), August 2017.
- [I-D.ietf-detnet-problem-statement]
Finn, N. and P. Thubert, "Deterministic Networking Problem Statement", draft-ietf-detnet-problem-statement-02 (work in progress), September 2016.

Authors' Addresses

Chenggen Pu
Chongqing University of Posts and Telecommunications
2 Chongwen Road
Chongqing, 400065
China

Phone: (86)-23-6246-1061
Email: mentospcg@163.com

Yadong Wang
Chongqing University of Posts and Telecommunications
2 Chongwen Road
Chongqing, 400065
China

Phone: (86)-23-6246-1061
Email: 13618266302@163.com

Heng Wang
Chongqing University of Posts and Telecommunications
2 Chongwen Road
Chongqing, 400065
China

Phone: (86)-23-6248-7845
Email: wangheng@cqupt.edu.cn

Yi Yang
Chongqing University of Posts and Telecommunications
2 Chongwen Road
Chongqing, 400065
China

Phone: (86)-23-6246-1061
Email: 15023705316@163.com

Ping Wang
Chongqing University of Posts and Telecommunications
2 Chongwen Road
Chongqing, 400065
China

Phone: (86)-23-6246-1061
Email: wangping@cqupt.edu.cn